

PRODUCT FEATURES




IP65 waterproof;
MOSO driver 0-10V dimming;
Covering all growing stages including genetics propagation vegetation and flowering;
Large Luminous area uniform PPF distribution;
Quantum board design has better heat dissipation;
Group control by daisy chain optional, dimming flexible saves time and effort.




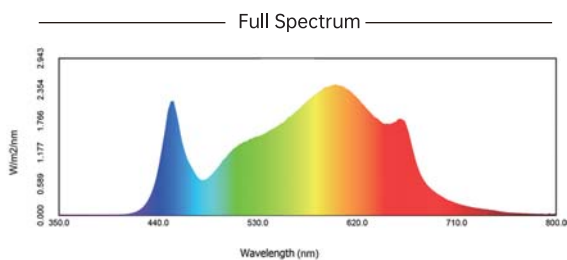
SPECIFICATION

Specification	ZW11105-150	ZW11105-240	ZW11105-450	ZW11105-650	
Power	150W	240W	450W	650W	
Size	L300*W270*H60mm	L650*W250*H62mm	L650*W500*H62mm	L750*W650*H62mm	
PPFD	2.5 μ mol/J	2.5 μ mol/J	2.5 μ mol/J	2.5 μ mol/J	
PPF	375 μ mol/s	600 μ mol/s	1125 μ mol/s	1625 μ mol/s	
Led Chips	Warm White Light	140	294	560	864
	White Light	160	338	640	864
	Red Light	16	28	56	90
	IR Light	2	4	8	12
	UVA Light	/	/	/	6
Driver Brand	MOSO	MOSO	MOSO	MOSO	
Input Voltage	100-277VAC	100-277VAC	100-277VAC	100-277VAC	
Power Factor	>0.95	>0.95	>0.95	>0.95	
Dimming Mode	0-10V	0-10V	0-10V	0-10V	
Surge Level	Differential Mode 5KV Common Mode 10KV	Differential Mode 5KV Common Mode 10KV	Differential Mode 5KV Common Mode 10KV	Differential Mode 5KV Common Mode 10KV	
Working Temperature	-30-50°C	-30-50°C	-30-50°C	-30-50°C	
IP Rating	IP65	IP65	IP65	IP65	
Life Time	50000h	50000h	50000h	50000h	
Warranty Period	5 Years	5 Years	5 Years	5 Years	
Switching Times	100000	100000	100000	100000	


GROUP CONTROL BY DAISY CHAIN OPTIONAL



SPECTRUM

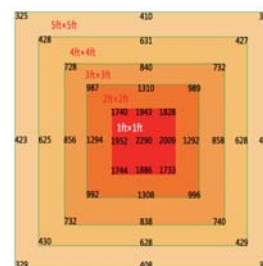


- Warm White Light: 3000K
- White Light: 5000K
- Red light: 660nm
- Infrared Light: 760nm

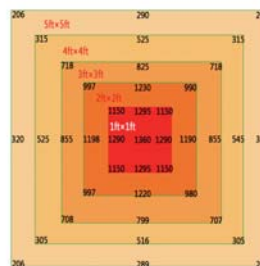


ZW11105 QUANTUM BOARD PFD MAP

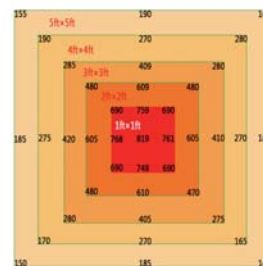
Height: 12"(30.5cm)



Height: 18"(45.7cm)

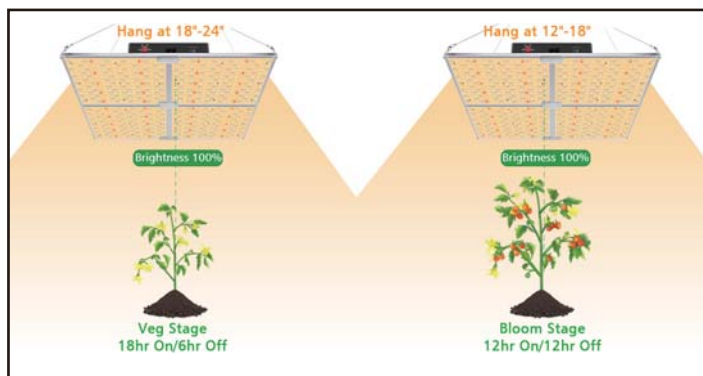
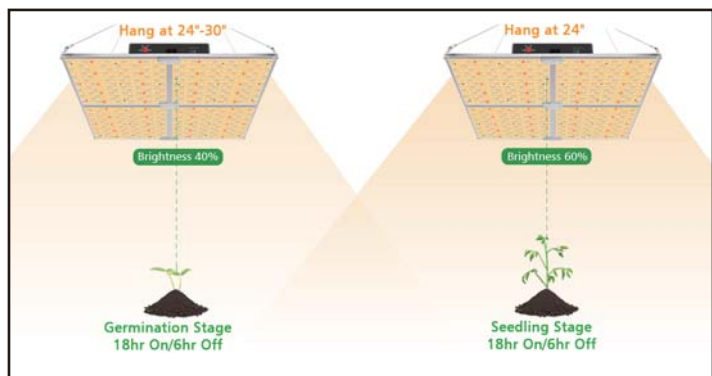


Height: 24"(61cm)

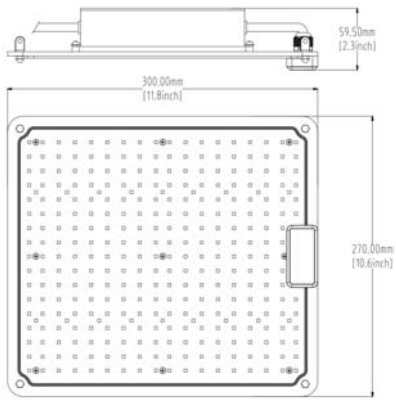


RECOMMENDED USAGE

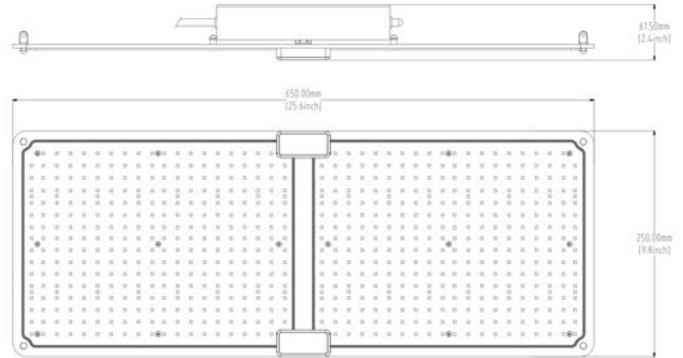
Properly adjust the height and brightness



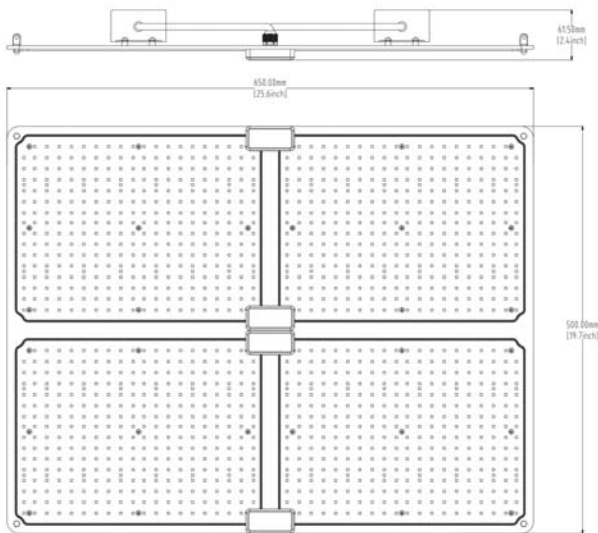
PRODUCT BASIC DIAGRAM



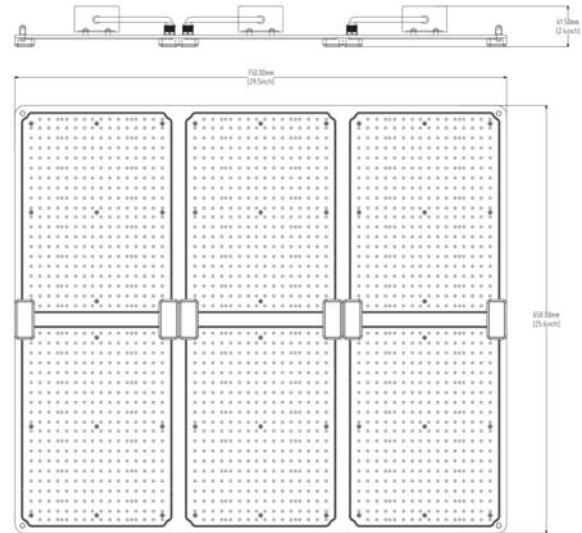
150W



240W



450W



650W

PACKAGING INFORMATION

Model	Packing Size /PC (mm)	Gross weight /PC (kg)	Packing Size /Carton (mm)	Gross Weight /Carton(kg)	Quantity /Carton
ZW11105-150	325x295x75	2.75	350x320x420	13.75	5
ZW11105-240	680x285x92	4.45	695x310x315	13.8	3
ZW11105-450	680x535x92	8.7	695x560x215	17	2
ZW11105-650	/	/	815x700x95	11	1